



Conventional Combined Smoke & Heat Detector

C-9101

Description

C-9101 is a multifunctional and highly reliable detector that able to sense fire cause by polyurethane and heptanes fire. And also detect fire with obvious rise of temperature such as alcohol fire. With all the combined features of standard optical and heat detector makes this suitable for application in data processing area like computer room and telephone exchange.

Features and Benefits

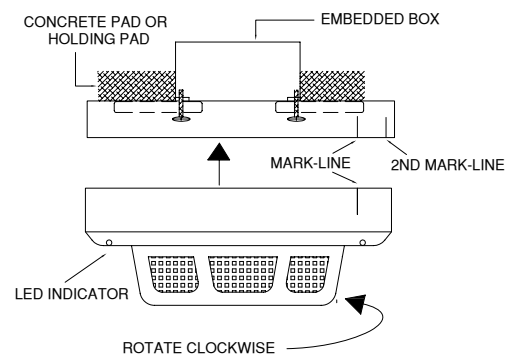
1. Multifunctional and highly reliable detector
2. Sensing chamber for exceptional dust proof ability
3. Twin LED for 360° vision
4. Low profile design

Technical Specifications

- Standard Manufactured: EN54 Part 5 and 7
- Operating Voltage: 24VDC (12VDC~28VDC)
- Standby Current: $\leq 60\mu\text{A}$
- Alarm Current: $10\text{mA} \leq I \leq 30\text{mA}$
- Maximum Ripple Voltage: 2V (peak-to-peak value)
- Indicator: Red (flashes in polling & illuminates in alarming)
- Alarm Clear: Instantaneous Power-off (10s MAX., 1.5VDC MAX.)
- Power-up Time: $\leq 5\text{s}$
- Action Temperature: 58°C
- Class: A2R
- Rate of Rise: $3^\circ\text{C}/\text{min}$
- Wiring: Polarized two-wire for power
- Ingress Protection Rating: IP22
- Environment Temperature: $-10^\circ\text{C} \sim +50^\circ\text{C}$
- Relative Humidity: $\leq 95\%$, non condensing
- Material and Color of Enclosure: ABS, white (RAL9016)
- Dimensions: Diameter: 100mm / Height: 56mm (with base)
- Mounting Hole Distance: 45mm~75mm
- Weight: 126g

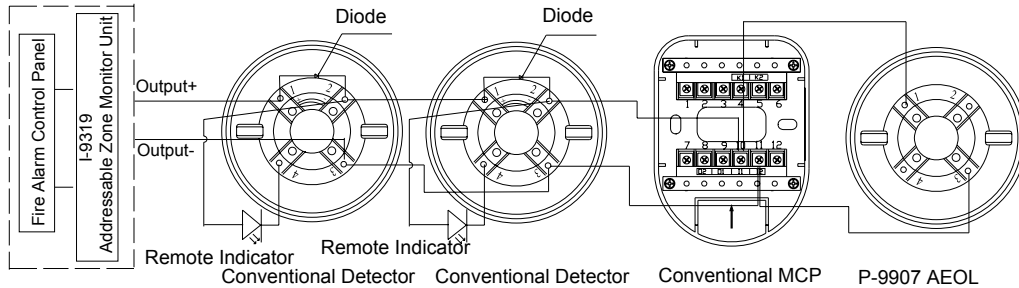
Detector Installation

The detector should be installed in compliance with all local codes having a jurisdiction in your area or BS 5389 Part 1 and EN54. Before installation verify the proper wiring and base are firmly mounted to prevent detector damage before the installation. Point the detector in the base by the mark-line and secure the detector in that position by rotating it clockwise until it reaches the next mark line. Do not remove red plastic dust cover until the final handover is done.

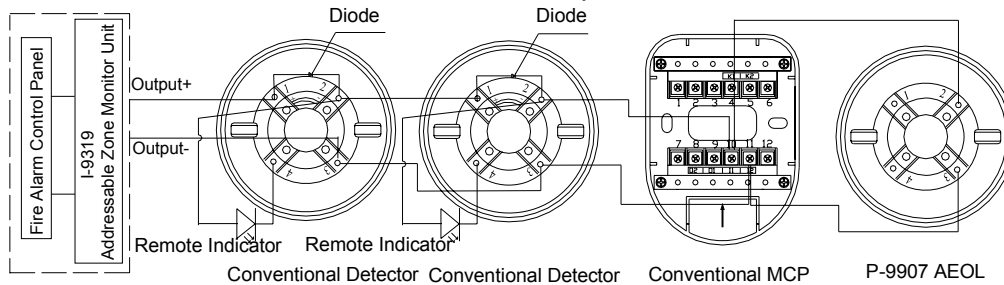


Wiring and Connection

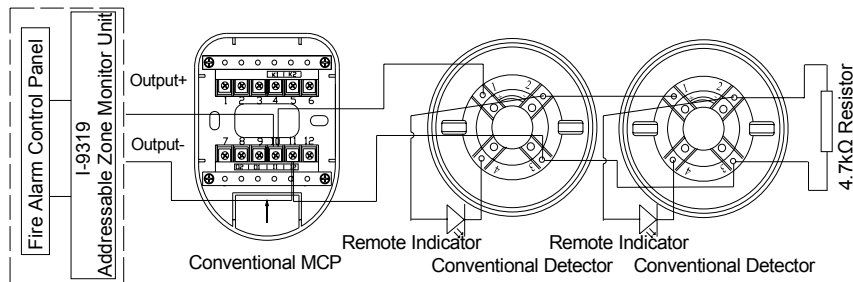
1. When the detector is connected with conventional fire alarm control panel or I-9319 addressable zone monitor unit in series, if a P-9907 AEOL is connected to the end of output loop, a 1N5819 Diode should be connected to the detector base. Used as the detector base, the AEOL is to install a conventional detector on it. The system connection is shown below:



When the AEOL is not used as the detector base, a cover should be added, the system connection is shown below:



2. When the detector is connected with conventional fire alarm control panel (those within the dotted line are equivalent to a conventional fire alarm control panel) or I-9319 Addressable zone monitor unit in series, if an end of line resistor is connected to the end of output loop, then no diode is connected to the detector base. The system connection is shown below:



Maximum 15 detectors can be connected in one zone. Cooperating with end of line device, the compatible panel can monitor the cable for open circuit and short circuit. Panel will report if any detector is removed. With the AEOL, the functioning of other device will not be affected by the detector removal.

Accessories



Part Number: DZ-03
Description: Detector Base - EOLR
Weight / Kg.: 0.05
Pack Qty. per Box: 300



Part Number: DZ-03D
Description: Base with Diode AOL
Weight / Kg.: 0.05
Pack Qty. per Box: 300

Ordering Information



Part Number: C-9101
Description: Conventional Combined Optical Smoke and Dual Heat Detector
Weight / Kg.: 0.123
Pack Qty. per Box: 100

